


# Climate Change Planning Tools for First Nations

August 2006

1 2 3 4 5 6



## Guidebook 1 Starting the Planning Process

## Climate Change Planning Tools for First Nations Guidebook List

Starting the Planning Process	Guidebook 1
Climate Change Impacts in the Community	Guidebook 2
Vulnerability and Community Sustainability	Guidebook 3
Identifying Solutions	Guidebook 4
Taking Adaptive Action	Guidebook 5
Monitoring Progress and Change	Guidebook 6

These Guidebooks were created by the Centre for Indigenous Environmental Resources in partnership with Sioux Valley Dakota Nation in Manitoba and Peter Ballantyne Cree Nation, Deschambault Lake Community, in Saskatchewan.

Please contact [earth@yourcier.org](mailto:earth@yourcier.org) for any questions or comments on these Guidebooks.

The objectives of these resources are to provide user-friendly and culturally appropriate climate change and adaptation guidebooks to help First Nations through planning to avoid, minimize or adapt to impacts caused by climate change. The Guidebooks outline a planning process and framework for decision making that allows wide application, local adaptation and on-going modifications.

© Centre for Indigenous Environmental Resources Inc, 2006. All rights reserved. Reproduction of this material is permitted without the specific permission of the Centre for Indigenous Environmental Resources Inc., provided that the material is reproduced accurately and is not used in a commercial purpose or a misleading context. Modifications are not permitted without the permission of the Centre of Indigenous Environmental Resources Inc.

These Guidebooks were created with financial support from the Government of Canada's Climate Change Impacts and Adaptation Program and Indian and Northern Affairs Canada's Aboriginal and Northern Communities Action Program.

# Starting the Planning Process

## Guidebook 1

### Contents

1.1 Getting Started	1
1.2 Project Team	3
1.3 Setting up a Working Group	3
1.4 Why is Climate Change Planning Important?	8

#### Community Experiences:

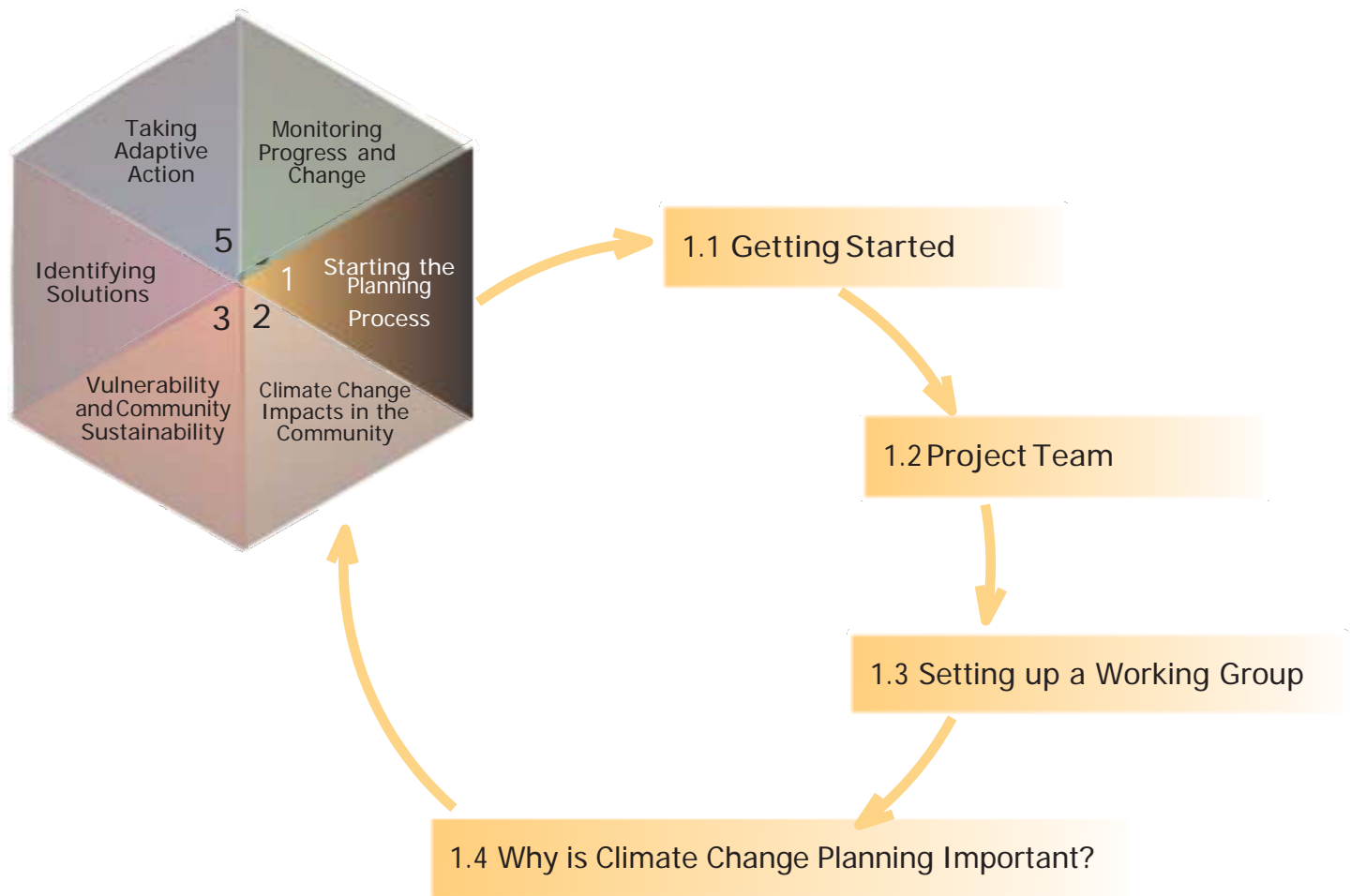
Community Visit - Setting up Working Groups	5
Informing Community Members - Sioux Valley Dakota Nation	8
Holding a Community Bingo - Deschambault Lake Community	9

#### Resources:

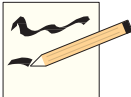

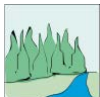





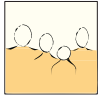



Sample Pamphlet	10
Sample Poster	11

## Understanding the Planning Process

The Guidebooks include activities and information to work through the planning process. Each book leads into the next steps in the process.



## Symbols used in the Guidebooks

					
Activity	Meeting	Environmental	Economic	Winter	Summer
					
Materials	Recommended Group	Social	Cultural	Spring	Fall

# 1.0 Getting Started

Climate change and community planning are two issues that are very important to First Nations. All people will be affected by climate change, however, Canada's First Nations are being significantly affected by climate change because of where we live, and how we continue to rely on the environment for economic and cultural success. For example, First Nations with northern territories rely on long, cold winters for hunting and trapping, travel over ice, and transportation of necessary goods over winter roads. Scientific evidence suggests that climate change will impact Aboriginal and northern people more severely than other people in Canada.

Comprehensive community planning is an important tool for First Nations. Through planning, communities create a vision of the future and plan the details to achieve that future through actions related to the land, water, economic development, a healthy society and culture, education, governance, etc. This gives First Nations a tool for change. Community planning allows First Nations to set their own priorities and to work together as a community to achieve them. A wide range of factors affects the decisions we make when we are engaged in community planning: Is our population growing? Is our population young? Is traditional language a priority? What natural resources exist on our lands? What areas are significant and need protection from development? These Guidebooks are about how to make climate change one of the factors in this decision-making.

First Nations continue to rely on the environment for subsistence foods, commercial enterprises (commercial hunting, fishing, forestry, ecotourism), and for socio-cultural and spiritual health (medicines; cultural significance of particular species of flora, fauna).

Aboriginal and treaty rights to hunt, fish and to use water may also be threatened by a changing climate.





To help us ensure that our communities will be strong and thriving in the future we need to think about the impact of climate change when we make decisions. Some decisions will be made specifically because of climate change. Other decisions will have climate change as one of many factors - for example, if we are planning a new subdivision of houses and climate change will result in more and heavier rain storms in the summer then the land we should select for these new houses need to be far away from any potential flooding, or designed in a way to tolerate flooding.

Thinking about climate change means looking at where we are vulnerable - which areas of our land could be affected, which activities could change that will influence our economy and our culture - and where we are strong or have opportunities for improvements. Bringing climate change into the picture as we make decisions and plan for today and the future will make our communities stronger and more able to adapt to change. The changes we make to address climate change will also bring First Nations closer to sustainability and support sustainable development. Aboriginal peoples have lived and adapted to change for millennia and we will continue to learn from Mother Earth, our Elders, our own wisdom, and western science to continue to thrive far into the future.



## 1.1 Project Team

The Centre for Indigenous Environmental Resources (CIER), a national First Nations environmental non-profit organization, worked closely with Sioux Valley Dakota Nation in Manitoba and the Deschambault Lake Community of the Peter Ballantyne Cree Nation in Saskatchewan to develop Climate Change Planning Guidebooks for First Nations across Canada. There are six Guidebooks and each one takes you through steps in the planning process and suggests activities to engage community members. In coloured text boxes throughout the Guidebooks you will see stories about climate change and community planning in these two First Nations, as well as examples of CIER and community participants working through the activities suggested to engage people in the project. The ability to work together on these Guidebooks and test out the activities allowed us to make changes and adjustments so that the information is reader-friendly, relevant, and useful for First Nations.

## 1.2 Setting Up a Working Group

Going through these Guidebooks will help you to think about climate change and community planning. If your community has someone who works on community planning in the administration then this person should be involved in this process because they have a good understanding of the First Nations plans and probably has already met with people in the community to work on planning. If your community has done climate change research then people involved in this work should also be included.



It is a good idea to set up a Working Group of people who can meet on a regular basis to work together and support the community planner, or the other person who is guiding the process. A group of 5 to 10 people is a good size. The group should include people with different knowledge and experience so that a cross-section of the community is involved. For example, someone from the hunters or trappers association, the fishers association, the education department, the lands department, the health centre, the Elders' committee, and the youth committee could be asked to participate. Having a councillor or two involved in this group is also a good idea so he or she can keep the rest of council and the Chief in the loop. Try to include community 'doers' (who get things done) but don't be afraid to also include a community 'naysayer' (who thinks nothing will work) - you need to hear these views as well, to address them, and hopefully change naysayers' opinions.

#### **Possible Criteria for Committee Members:**

- ability to participate
- knowledge on climate change/ planning
- length of time in community
- job/position, organizations
- other:
- other:

#### **Some points to help you determine who these members will be are:**

- 5-10 people
- 1-2 members of the administration
- mix of men and women
- mix of young and old
- mix of experience
- good knowledge of the community
- community members
- representatives of local organization and group
- mix of family groups (community cross-section)
- involved in planning/ programs
- other:
- other:



## What else will you look for in Working Group members?

You will probably come up with an initial list of more than 10 people. You will have to decrease the number of people to create a manageable size for the Working Group. Developing criteria to help decide who the 'best' people would be for the project can do this. The Guidebooks suggest many different ways that you can involve other people in climate change planning so if you have a long list of people for the Working Group, consider who has the time and the knowledge you need for the Working Group and who can be involved through other activities and meetings.

### **Community Visit - Setting up Working Groups**

---

To encourage people to join a Working Group we created a short pamphlet on the project that gave people background on climate change and why it is important to start thinking about climate change for community planning decisions. It can be difficult to find people to participate in sessions like this and our plans for a 2-day meeting changed to a 1-day meeting to accommodate people's schedules. We also provided coffee, snacks and lunch; and a small gift of appreciation (CIER caps) for the Working Group members at the first meeting.

A diverse group of people were part of the Working Group in Deschambault Lake and were invited by the community liaison person to participate. In this case the First Nation also paid these people for their time. The Working Group in Deschambault Lake included a: trapper, Elder, forester, fisher, welfare clerk, housing staff member, sewer and water supervisor, our project liaison person, and two other community members.



In Sioux Valley we worked with the adult education class to accomplish many of the goals for the Working Group. The people in this group represented a range of ages and experiences in the community and were able to provide a good mix of information. Finding another group of people to work with who already meet on a regular basis and are interested in participating is a good way of getting community participation and demonstrates how you can be flexible when you are working with the community.



## What are other criteria that should be used to narrow the list of people to a manageable size?

There are a number of others considerations that you should think about when identifying and selecting group members.

- **Try for a cross-section of the community.** There is a tendency to select people who we know personally. Your goal is to get the best people who will contribute to the project.
- **Participation is key.** Availability is important, since the Working Group members should have the time to attend meetings. Their input and suggestions are valuable for you to create the best resource that is reflective of your community.
- **Minimize conflict within the group.** Think about group dynamics. Open dialogue is essential to promote an effective working sessions. Tension between group members can slow down the exchange and flow of ideas. Respect for other people's opinions and recommendations are important in the process. Sometimes it is a good idea to include people who may speak negatively about the process so they can understand it from the inside - these people can turn out to be your strongest supporters!
- **Other agendas.** Be clear about the purpose of the Working Group. Individuals who use these sessions to push their own agendas distracts from the purpose of the Working Group. It is important to hear the views and opinions of the entire group, however everyone must have an opportunity to express their own viewpoints. At the meeting develop a 'code of conduct' or 'meeting principles' to set the ground rules for respectful behaviour.
- **Fun.** These sessions are meant to be fun and engaging. The best ideas are generated when people are relaxed and sharing their thoughts and viewpoints.



Climate Change Posters created for the Community Bingo in Peter Ballantyne Cree Nation

When you talk to potential Working Group members it could be useful to have a short handout on the process and why the community is interested in bringing climate change into its planning and decision-making. A sample tri-fold pamphlet is included on page 10 that you can use or modify.

The other people you will probably want to meet with in small groups or individually as you work through these guidebooks are:

- Elders
- Youth; classrooms at the school
- Specific committees (e.g. women, language, hunters)
- Other:

Activities to engage these groups are suggested in each of the Guidebooks. Each activity is highlighted with an activity symbol (shown on the right).

**Who else will you include?**

In addition to the Working Group and these smaller group meetings it will be important to have some community events to let everyone know about Climate Change Planning and to give people an opportunity to share their ideas, comment on the ideas of the Working Group, and provide suggestions and direction. Ideas to involve the whole community are suggested in each of the Guidebooks. There is also a poster included here that you could modify to introduce the process to the broader community - or make your own! In this particular example, Deschambault Lake held a community bingo (see story page 9).

Choose an event that is most appropriate for your community and spend time before the event and in between activities to talk about the community's Climate Change Planning initiatives and let people know how to get more involved.

**Activity Symbol**



**Meeting Symbols**



The symbols, shown above, will be used throughout the Guidebook to indicate where a particular type of meeting is suggested. The general meeting icon suggests a meeting with other groups not specifically listed.

## 1.3 Why is Climate Change Planning Important?

There are always competing needs and interests in a community that may make it difficult for people, particularly Chief and council, to dedicate time to new initiatives. Use the following information to create a one-page briefing note on the project and why including climate change adaptation in community plans and decisions is essential to the long-term success of your First Nation.

- Highlight the impacts of climate change that you are seeing now (e.g. drought, increased forest fires, flooding).
- Highlight how these impacts are affecting people, buildings, activities, etc. (e.g. water contamination, damage to houses, loss of traditional practises such as hunting and harvesting).
- Emphasize how Chief and Council can demonstrate leadership and take initiative to plan and adapt to climate change to help keep the First Nation healthy and thriving.

### **Informing Community Members - Sioux Valley Dakota Nation**

The local radio station is a great way to inform community members what is happening in the community. The programming schedules are usually flexible and allow for enough time to explain programs, meeting and events coming up in the community

On our visit to Sioux Valley Dakota Nation, team members were able to describe the project and let community members know about the meetings and events planned for the week.

Another option could be to have a call-in show where project members provide the background information about the project and encourage people to call in with questions or information about the topics being worked on. This could help gather feedback about topics and issues identified by Working Group members or activities with the youth, Elders and other groups in the community.



## **Holding a Community Bingo - Deschambault Lake Community**

Many people in Deschambault Lake community enjoy playing bingo. To introduce the project to as many people in the community as possible, and to initiate a community discussion on their vision for the future, we decided to host a free community bingo.

We booked the school gym (where the bingo usually takes place) and the bingo machine, purchased bingo cards, arranged for prizes, and put up posters at the Band Office, the High School, and the Health Centre. The night of the bingo was extremely cold and we were worried that people might decide not to come - but sure enough, they did. In fact, more than 130 people came to our bingo!

We started the evening with a short presentation on the project and the partners involved and then watched a movie on climate change called 'Signals from the Forest' (this movie was produced by CIER and is included as a DVD in the INAC Climate Change Toolkit that should be available in your community). Halfway through the bingo games we stopped to talk about community planning. After a short presentation on why we need to plan - in general and for climate change - and on why we need a community vision to help us begin to plan, the people at the bingo participated in a short activity to imagine how their community would look "at its best" 30 years into the future.

People shared their thoughts and wrote down these excellent ideas that can be used to generate more discussion on a community vision and planning. We also had information on the project, climate change, and maps of the community up on the wall for people to look at and climate change pictures for children who weren't playing bingo to colour.

The community bingo in Deschambault Lake was a huge success. Think about what would work in your community. What do people like to do? When do they get together (e.g. for community dinners, at the arena, for pow-wows)? Use methods that already work to bring people together to talk to them about this new climate change planning initiative.





There are many ways for you to get involved.

## Upcoming Community Events

### Community Bingo

There will be a free community Bingo in the school gym where we will talk about the project as well as have some fun!  
FEBRUARY 14, 2006 7pm

### Working Group

We will be meeting with a working group to discuss and develop the guidebooks and activities to be included in the Planning Tools.  
FEBRUARY 14, 2006 10am - 4pm  
Located at the Band Office  
Lunch provided

### Elders' Bingo

There will also be an Elder's Bingo in the Elders' meeting where we will talk about the project as well as have some fun!  
FEBRUARY 15, 2006 7pm

### School Day

We will be working with the students at the school introducing them to climate change, community planning, and activities to get them involved in the process.  
FEBRUARY 16, 2006 9-3pm

# Climate Change Planning Tools for First Nations

Michael Ballantyne, Outreach Worker, is working with CIER on this project and is coordinating and co-facilitating meetings.

CIER is a national First Nation, environmental non-profit organization and was created in 1994. We are based in Winnipeg, Manitoba. CIER's mission is to assist First Nation with building the capacity to address the environmental issues they face.

Natural Resources Canada and Indian and Northern Affairs Canada have provided the funding for this project.

## Contact Information:

Michael Ballantyne  
Peter Ballantyne First Nation  
Deschambault Lake

Phone: (111) 234-5678  
Fax: (111) 345-6789



Centre for Indigenous  
Environmental Resources

3rd Floor - 245 McDermot Ave.  
Winnipeg, Manitoba R3B 0S6  
Phone: (204) 956-0660  
Fax: (204) 956-1895



Peter Ballantyne First Nation  
in Saskatchewan

Sioux Valley First Nation  
in Manitoba

and  
the Centre for Indigenous  
Environmental Resources (CIER)

are working together to  
develop Climate Change  
Planning Tools for First Nations.

## Our climate is changing

Members from CIER will be in Deschambault Lake from

February 13 to 17, 2006

to meet with many different people and talk about climate change, community planning, and the guidebooks that are being created.

CIER DUO A  
D C, C C I P 2 2 P J C C A U W  
February 13 to 17, 2006  
C V O, C V L A, P U O A, C P J C 6  
C O P D L d P P V 7 P J, P C P A  
P L G O d P L T, 6 P P P 6  
P 6, P D C D L P 6 P, P (Community)  
C P J C 6 C P P D U O 6 C P P P  
A T P P C 6, P C, P D P P P P P P

We need to understand how this could affect our lives so we can plan to adapt to these changes and maintain strong and healthy communities in the future. Planning for our community's future is about making decisions that will be good for us and for our grandchildren. Many factors influence our planning decisions and one of these factors should also be climate change.

The Climate Change Planning Tools will be made up of a set of guidebooks that help a First Nation think through the decision making process to bring climate change into planning. These guidebooks are being developed with community input from people like you!

There are many ways to be involved in this project. Please talk to Michael at the Band Office if you are interested.

L P 2 P 6 C P D P P 6 U, P J P  
D U O 6 P L A, P P P P A, A P  
P P A, C C A P C P  
P P C O D L P A P A P C P C P P 6 P P P  
P L P P C P P A  
P P C O, P D C P P A P C L C P P  
6 P A U P A C T J P, D U O 6 P P V L U  
P P P, P, P P P P C O, P D C P P C P P  
6 P C P, 6 P, P C P P P P P P P C  
P U C P P P  
P L, P P P P P U P P C P P 6 P P  
P P P, P, P P P A P P C P P  
A 6 P P P P A, P 6 P P C P P P P A 6 P  
P C P P A P P A P P P P P A 6 P  
P C C A P U P P P P  
P C C O, P P P C L C A, P 6 P  
C P C P P D U O 6 P (Tool) P P P  
C L P A L C P P L P P P P  
C L P P P P C A, 6 P P P P P P  
P P P P C V P P P P P C A

Translation provided by Sarah Ballantyne

## Start-up Meeting

Peter R. Beatty and Michael Ballantyne traveled to Winnipeg to meet with project members from CIER. The two day meeting was held in November 2005.

Photo: (Left to right): Peter R. Beatty, Michael Ballantyne, Shaunna Morgan (CIER), Lisa Hardess (CIER), and Christine Edward (CIER).





# Climate Change Planning Tools for First Nations

Peter Ballantyne First Nation and the Centre for Indigenous Environmental Resources (CIER) are working together to develop Climate Change Planning Tools for First Nations.



## Our Climate is Changing . . .

We need to understand how this could affect our lives so we can plan to adapt to these changes. Planning for our community's future is about making decisions that will be good for us and for our grandchildren. Many factors influence our planning and one of these factors should also be climate change.

The Climate Change Planning Tools will be a set of guidebooks that help a First Nation think through the decision making process to bring climate change into planning. These guidebooks are being developed with community input from people like you!

There are many ways to be involved in this project. Please talk to Michael Ballantyne at the Band Office if you are interested in more information.

FREE

## Community Bingo

FREE

There will be a free community Bingo.  
We will talk about the project as well as have some fun!

You are invited!

WHEN: 7pm

PRIZES

COFFEE

WHERE: School Gym

Play some games!

**Notes**

**Notes**

## Notes

## Notes

