



# KEEPER CONVERSATIONS: A GATHERING OF COMMUNITY VOICES

## Connecting My Home and the Environment (Grade 3)

By listening to Elder Clark Paul, Elder Robin Lazore, and housing professionals Brenda Knights and Dorothy Naveau (FNHP) – and by engaging with these resources – learners will understand how caring for the environment is connected to caring for their homes. They will look at how the environment affects their homes and how actions at home can help protect the environment. These resources are connected to the Keeper of My Home program, which teaches children and youth about caring for a home.

► To learn more, visit:



- [https://fnhpa.ca/Classroom\\_Content.html](https://fnhpa.ca/Classroom_Content.html)
- [https://fnhpa.ca/Keeper\\_of\\_My\\_Home\\_Learning\\_Resource.html](https://fnhpa.ca/Keeper_of_My_Home_Learning_Resource.html)

### Inquiry Questions



- How are homes and the environment connected in First Nations communities?
- How is water important for our Nation and in our homes?

## Resource #1: My Home and the Environment (Grade 3)

In this video, Elder Clark Paul, Elder Robin Lazore, and housing professionals Brenda Knights and Dorothy Naveau (FNHP) share their knowledge of why taking care of the environment is important and how it's connected to the safety and health of our homes.


► Materials Needed



- chart paper (optional)

### Instructional Strategies

- **Before the lesson:** Write “environment” on the board and define it for learners as everything around us, including the land, air, and water. Emphasize that it’s essential to protect it. Share small things learners can do to help the environment, like throwing their garbage in the garbage can.
- **During the lesson:** Pause the video when prompted. Consider having learners share their answers with you or with others.
- **After the lesson:** Encourage learners to think about the information shared in the video. Consider having learners draw a picture of what they think a healthy environment is in and around their home.





## Resource #2: Helping the Environment (Grade 3)

In this handout, learners will reflect on what actions they can take to protect the environment around them.


### ► Materials Needed

- colouring utensils



### Instructional Strategies

- **Before the lesson:** Consider inviting an Elder, Knowledge Keeper, or environmental expert to speak to learners about the importance of protecting the environment.
- **During the lesson:** As an alternate instruction for “The Environment Around Us” activity, consider taking learners on a guided nature walk. Ask learners to draw things they see during the walk to encourage their connection to the environment. For the “Environmental Helper Tips” activity, define a tip as a helpful idea you can share with others. Tell learners that the purpose of a tip is to make something easier or better.
- **After the lesson:** Ask learners to share the tip they wrote in this handout through a Talking Circle (see Related Resources).



### ► Related Resources

Learn how to set up a Talking Circle from First Nations Pedagogy Online: <https://lbrd.ca/talking-circle>

### ► Answers

Tip	Action
Plants need water to grow, especially on hot days.	Water plants.
Lights use power. Leaving them on can waste energy.	Turn off the lights.
Trees help clean the air.	Plant a tree.
Paper, cans, and bottles can be recycled.	Put recycling in the blue bin.
Cars make the air dirty and need a lot of energy to run.	Walk or bike to school.
You can use both sides of a piece of paper.	Reuse paper.



## Resource #3 Environment Protectors (Grade 3)

In this handout, learners will reflect on what harms the environment and what they can do to help it. They will also consider what action they can take now that will positively impact the environment in the future.


### ► Materials Needed



- scissors
- glue
- poster paper

### Instructional Strategies

- **Before the lesson:** Ask learners if they know how human actions can harm the environment. Consider sharing examples, like pollution or cutting down trees, to encourage the conversation.
- **During the lesson:** For the “Protecting the Environment” activity, consider asking learners if they’re familiar with each card and to share what they know about them. For the “Protecting Our Water” activity, consider supporting learners by discussing what objects at home use a lot of water and what they can do to conserve water.
- **After the lesson:** As a bonus activity, consider facilitating a community clean-up. Encourage learners to take an active role in their community by having them pick up garbage in a safe area (e.g., the schoolyard or a nearby park) under adult supervision.



### ► Answers

Helps the Environment	Hurts the Environment
Planting Trees	Harmful Chemicals
Solar Power	Oil Spills
Reusable Bags	Plastic Waste
Recycling	
Protecting Animals	