



Name: \_\_\_\_\_

Date: \_\_\_\_\_

# Keeper Conversations: A Gathering of Community Voices


## *Environment Protectors*










### Protecting Our Environment

Think about which of the cards below help the environment around your home and which ones hurt it. Then, cut out the cards, and glue them under “Helps the Environment” or “Hurts the Environment.”

<u>Helps the Environment</u>	<u>Hurts the Environment</u>



 <p>Planting Trees</p>	 <p>Harmful Chemicals</p>	 <p>Solar Power</p>	 <p>Oil Spills</p>
 <p>Reusable Bags</p>	 <p>Recycling</p>	 <p>Plastic Waste</p>	 <p>Protecting Animals</p>



Name: \_\_\_\_\_

Date: \_\_\_\_\_

## Protecting Our Water

At home, Alex notices their family uses a lot of water. They see water dripping from the tap, and they learned that the washing machine uses a lot of water every time it's used. Help Alex figure out how their family can save water in their home!



Work with a trusted adult or partner and write down 3 tips for saving water at home.

**Water Tip 1:**



**Water Tip 2:**



**Water Tip 3:**



Use your tips to make a poster and share your ideas with others. Use the space below to plan. Then, make your poster using a separate piece of paper.